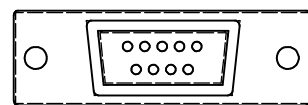


DC ENCODED PINOUT

- PIN 1 = MOTOR CH A
- PIN 2 = FAR LIMIT
- PIN 3 = N/C
- PIN 4 = +5Vdc
- PIN 5 = MOTOR +
- PIN 6 = MOTOR CH B
- PIN 7 = NEAR LIMIT
- PIN 8 = COMMON
- PIN 9 = MOTOR -



9 PIN MALE D-SUB

USED ON:

MATERIAL:

FINISH:

CHAMFER ALL THREADS
30° TO ROOT DIAM.

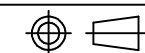
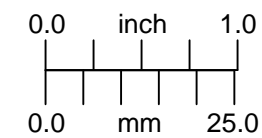
UNLESS OTHERWISE SPECIFIED DIMENSIONS ARE IN INCHES AND INCLUDE CHEMICALLY APPLIED OR PLATED FINISHES

TOLERANCES:
DEC. .XXX ± .005
DEC. .XX ± .010
FRACT. ± 1/64
ANGLES ± 30'
CONCENTRICITY .003 TIR
BREAK ALL SHARP EDGES
.005 MIN. .010 MAX
MAX. SURF. ROUGHNESS 32 √

P/N SUFFIX DEFINITION
-1 CONVERSION COATING
-2 PAINTING
-3 MARKING
-R REWORK

SCALE: 1:1
DR.: R. PODLENA
CH.: P. BONAFEDE
APP.:
DATE DR.: 9/9/2003
DO NOT SCALE DRAWING

THE CONTENTS OF THIS DOCUMENT ARE PROPRIETARY TO NAVITAR, ITS USE IS AUTHORIZED ONLY FOR RESPONDING TO REQUEST FOR QUOTATION OR PERFORMANCE OF WORK FOR NAVITAR



OUTLINE



MOTORIZED (ENCODED) 6x ULTRA
w/2 POS LS (HE) & COAX PORT

SIZE	1-62632	REV
B	SHEET 1 OF 1	A