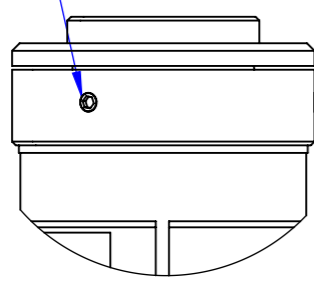


FOR MISSING DIMENSIONS SEE DW30055-A.STEP

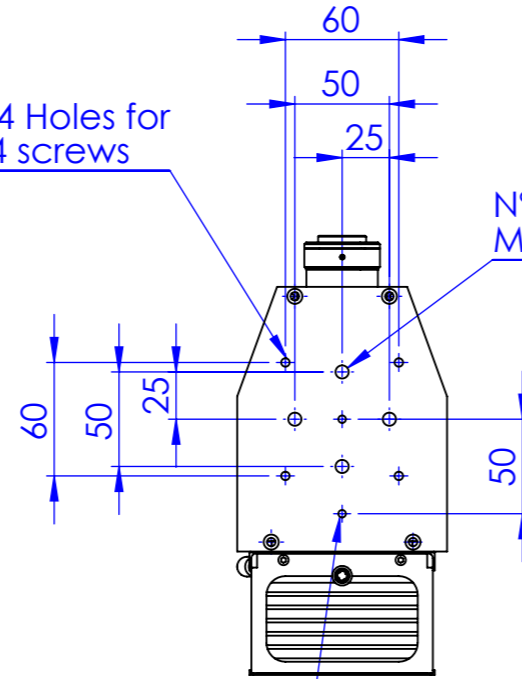
Phase adjustment



DETTAGLIO A  
SCALA 1:1

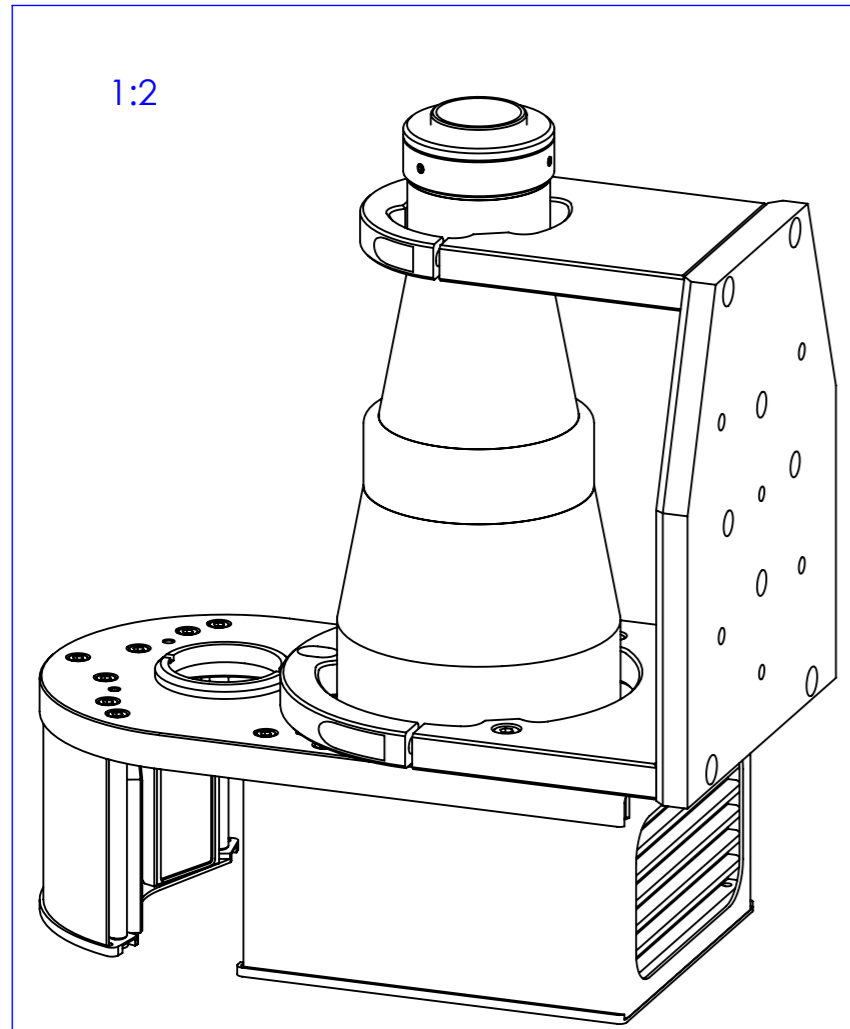
N°4 Holes for  
M4 screws

N°4 Holes for  
M6 screws



N°2 Dowelling  
Holes Ø4

1:2



21.4

22.50

R49

32.9

98

228.83 ±1

111

65.3

55.3

45.6

2.50

151.8

200.8

Ø 15.20

Cable lenght  
282 mm

Cable lenght  
270 mm

Material		N.A.		Mass		2082,734 g		Scale		1:4	
Surface treatment		N.A.		Part No.		CO30055					
Geometrical tolerance (ISO 2768-2)				Class		K		Undimensioned bevels		0.5x45°	
Linear tolerance (ISO 2768-2)				Class		m		Undimensioned radii		R 0.5	
0.5 ±3	>3± 6	>6± 30	>30± 120	>120 ±400	>400± 1000	>1000 ±2000	>2000 ±4000			Description	
±0.1	±0.1	±0.2	±0.3	±0.5	±0.8	±1.2	±2			TCCAGE12048HP	
<p>OPTO ENGINEERING S.r.l. - Mantova Italy - Tel. +39 0376 699111 - www.opto-engineering.com</p>				Date		Name		Drawing No.		Sheet	
				Designed		Santini		DP 30055-A		1/1	
				Drawn		Rodella					
				Checked		Vasconetto		Secret and confidential - All rights reserved - No copy, dissemination or circulation is allowed unless specifically authorized in writing by OPTO ENGINEERING S.r.l. - Any violation shall be legally prosecuted.			

all dimensions are in mm