

VZ-12MU-M/C 32H

Industrial Digital Cameras with USB3.0 Interface



USB[®]
VISION

GEN<i>i>CAM

VZ-12MU-M/C 32H is a monochrome/color USB3.0 Vision camera with the Sony IMX226 rolling shutter CMOS sensor. Thanks to the extremely compact design (29mm x 29mm x 29mm), robust metal housings and locking screw connectors, VZ-12MU-M/C 32H has an outstanding price and performance ratio. VZ-12MU-M/C 32H is ideal for machine vision applications such as industrial inspection, medical, scientific research, education, security and so on.

VIEWORKS

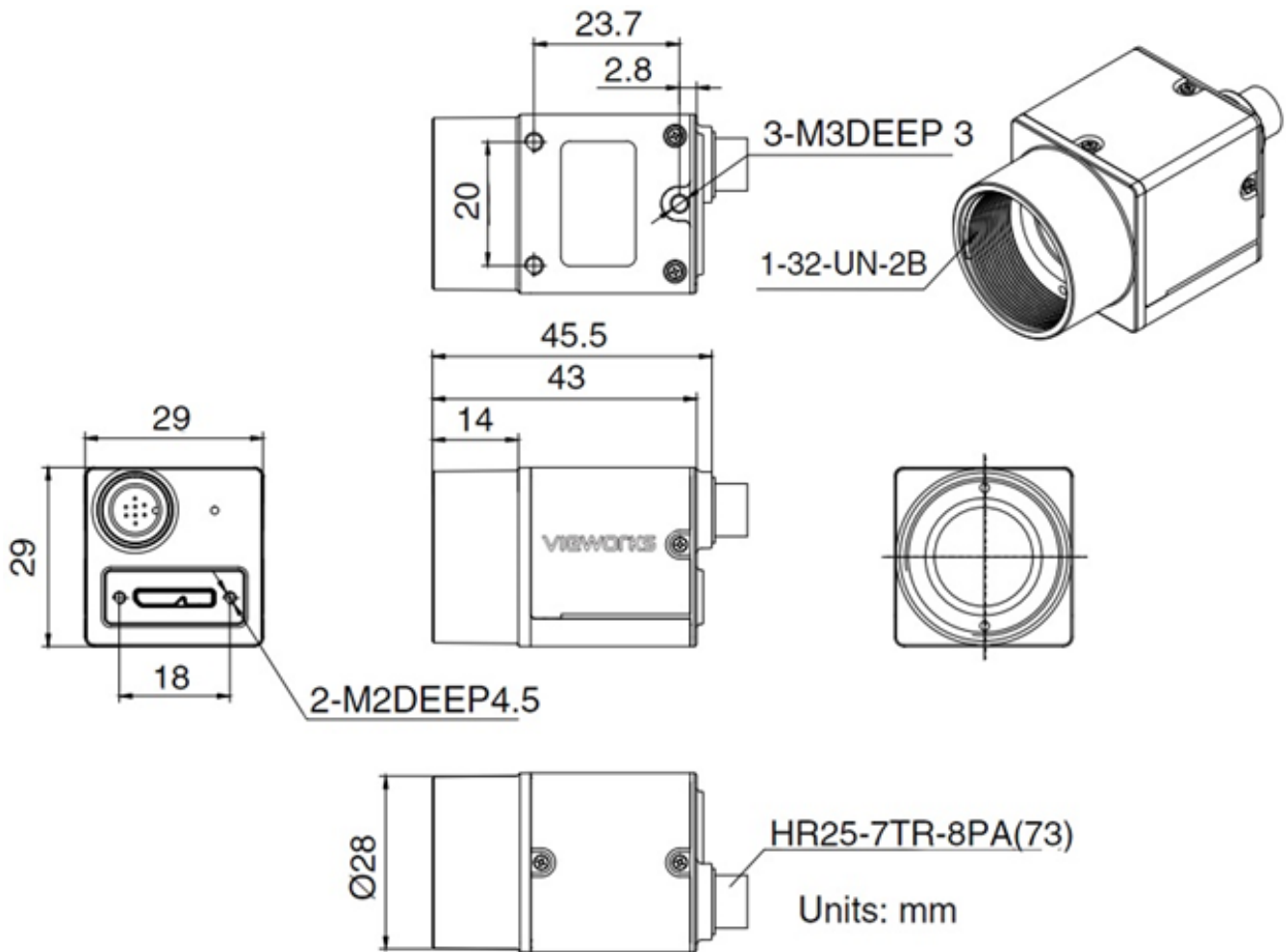
vision.vieworks.com

VZ-12MU-M/C 32H

Industrial Digital Camera with USB3.0 Interface

Mechanical Dimensions

Unit: mm



VZ-12MU-M/C 32H

Industrial Digital Camera with USB3.0 Interface

Main Features

- Trigger mode: Frame Start / Frame Burst Start
- Programmable LUTs and User Set Control
- Sequencer Control
- 16KB data storage area for saving algorithm coefficients and parameter configuration
- Multiple samples and easy-to-integrate SDKs for various programming tools
- Support Storable user sets, Timer and Counter
- Support Remove Parameter Limit to expand the range of exposure, gain, white balance, etc.
- Compatible with GenICam™ and USB3 Vision®

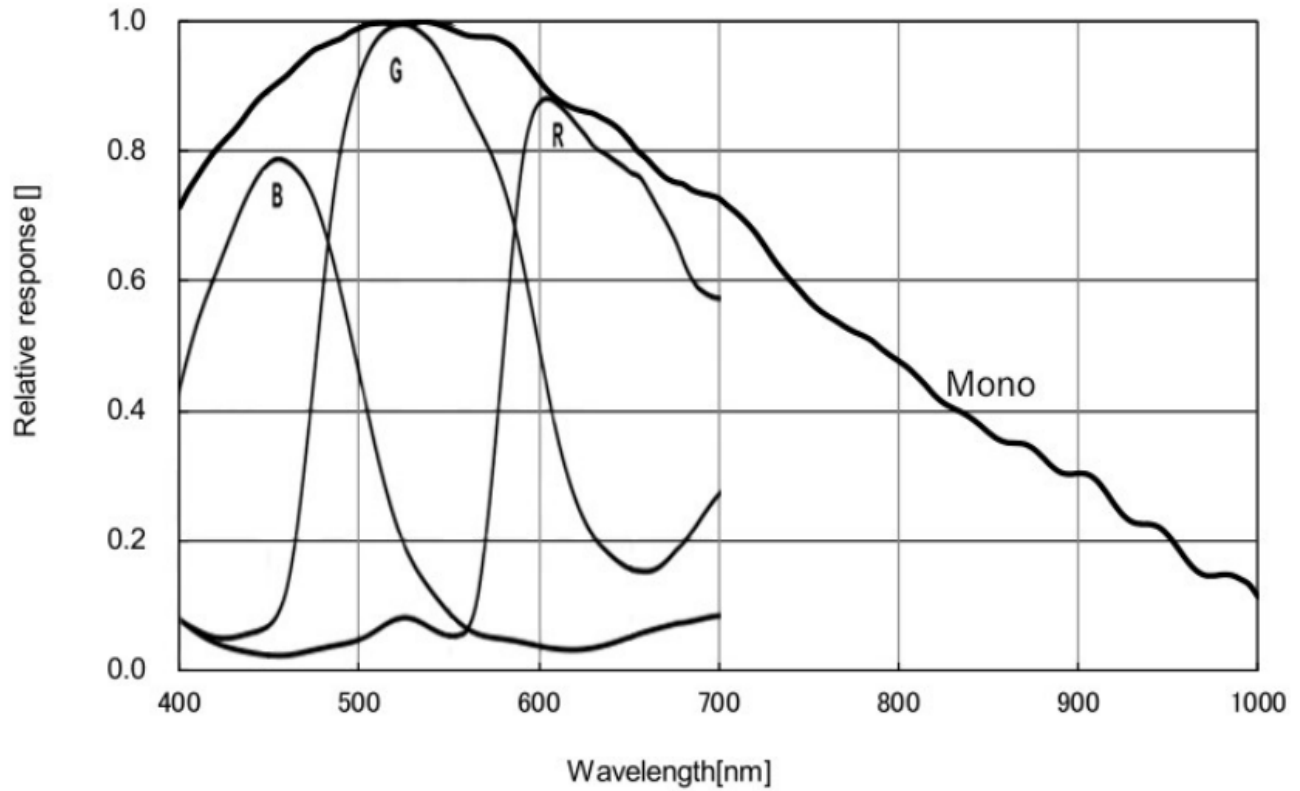
Applications

- Industrial Inspection
- Medical Research
- Scientific Research
- Education
- Security

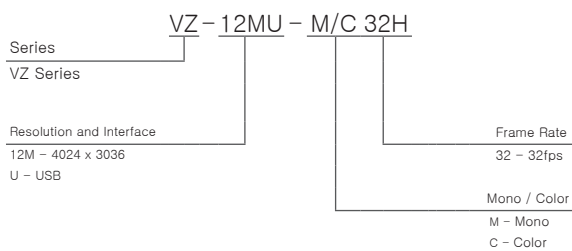
Specifications

Model	VZ-12MU-M/C 32H00	
Resolution (H x V)	4024 x 3036	
Sensor	Sony IMX226 Rolling Shutter CMOS	
Pixel Size	1.85 μm x 1.85 μm	
Data Interface	USB 3.0	
Frame Rate	32.3fps@4024 x 3036	
ADC Bit Depth	12 bit	
Pixel Bit Depth	8 bit, 12 bit	
Exposure Time	Standard: 10 μs ~ 1 s, Actual Steps: 1 row period	
Gain	0dB ~ 24dB, Default: 0dB, Steps: 0.1dB	
Mono / Color	Color	Mono
Pixel Formats	Bayer RG8, Bayer RG12	Mono8, Mono12
Single Noise Ratio	40.61dB	40.77dB
Synchronization	Hardware trigger, Software trigger	
I/O	1 input and 1 output with opto-isolated, 2 programmable GPIOs	
Temperature	Operating: 0°C ~ 45°C, Storage: -20°C ~ 70°C	
Operating Humidity	10% ~ 80%	
Power Requirements	5 VDC via USB cable	
Power Consumption	< 2.7W@5V	
Lens Mount	C	
Dimensions and Weight	29mm x 29mm x 29mm (without lens adapter or connectors), 65g	
Programmable Control	Image size, Gain, Exposure time, Trigger polarity, Flash polarity	
Conformity	CE, RoHS, FCC, USB3 Vision, GenICam, KC	

Spectral Response



Ordering Scheme



Connector Specification

Power/Control



- | | |
|-----------|----------------------|
| 1: Line0+ | Opto-isolated input+ |
| 2: Ground | GPIO GND |
| 3: Line0- | Opto-isolated input- |
| 4: NC | NC |
| 5: Line2 | GPO input/output |
| 6: Line3 | GPO input/output |
| 7: Line1- | Opto-isolated input- |
| 8: Line1+ | Opto-isolated input+ |

Connectors on camera body