


Telecentric lens for 1.1" detectors, 109.5 mm working distance, magnification 1.000x



SPECIFICATIONS

Optical specifications

Magnification		1.000
Image circle	(mm)	17.6
Max sensor size		1.1"
Working distance ²	(mm)	109.5
wf/N ³		12
Telecentricity typical (max) ⁴	(°)	< 0.25
Distortion ⁵	(%)	< 0.15
Field depth ⁶	(mm)	0.6
Resolution (max) ⁷	(μ m)	8

Mechanical specifications

Mount		C
Phase adjustment		Yes
Length ⁹	(mm)	190.0
Front diameter	(mm)	42.0
Mass	(g)	365

KEY ADVANTAGES

Cost effective design

Design has been optimized to reduce the cost without any loss in performance.

Long working distance

Perfect for electronic components inspection and tool pre-setting machines.

High numerical aperture

For small pixel size / high resolution detectors.

TCLWD3M series is a range of telecentric lenses specifically designed for electronic, semiconductor and faster applications.

FIELD OF VIEW

Sensors ¹	(mm x mm)
1/2.5" (5.70 x 4.28 mm x mm)	5.70 x 4.28
1/1.8" (7.13 x 5.33 mm x mm)	7.13 x 5.33
2/3" (8.50 x 7.09 mm x mm)	8.50 x 7.09
1" (14.19 x 7.51 mm x mm)	14.19 x 7.51
1.1" (14.16 x 10.37 mm x mm)	14.16 x 10.37

¹ Object field of view. For the fields with the indication "⊙=", the image of a circular object of such diameter is fully inscribed into the detector.

² Working distance: distance between the front end of the mechanics and the object. Set this distance within $\pm 3\%$ of the nominal value for maximum resolution and minimum distortion.

³ working f/N : the real f/N of a lens in operating conditions.

⁴ Maximum angle between chief rays and optical axis on the object side. Maximum (guaranteed) values are listed.

⁵ Percent deviation of the real image compared to an ideal, undistorted image.

⁶ At the borders of the field depth the image can be still used for measurement but, to get a very sharp image, only half of the nominal field depth should be considered. Pixel size used for calculation is 3.45 μ m.

⁷ Object side, calculated with the Rayleigh criterion with $\lambda = 520$ nm

⁸ Measured from the front end of the mechanics to the camera flange.

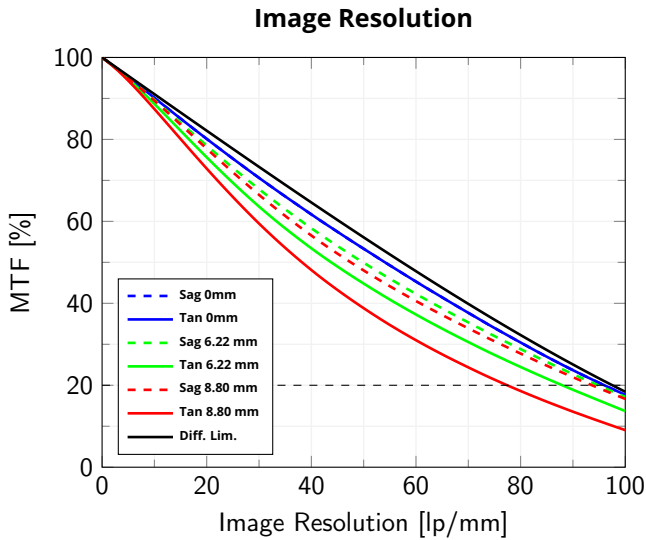
COMPATIBLE PRODUCTS

Full list of compatible products available [here](#).

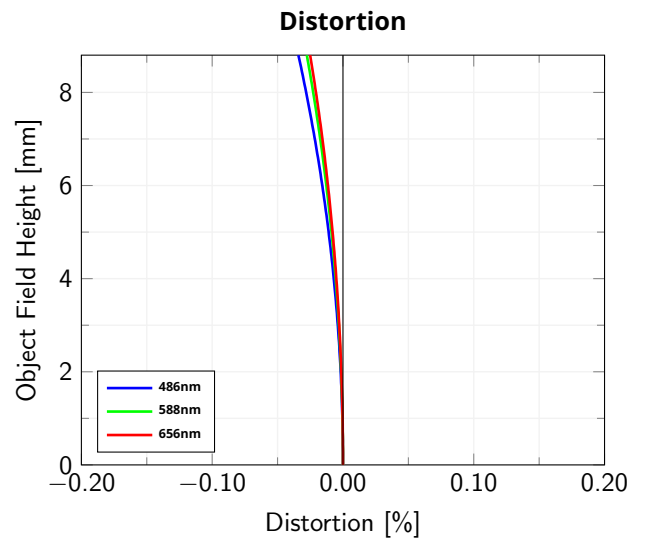


A wide selection of innovative machine vision components.

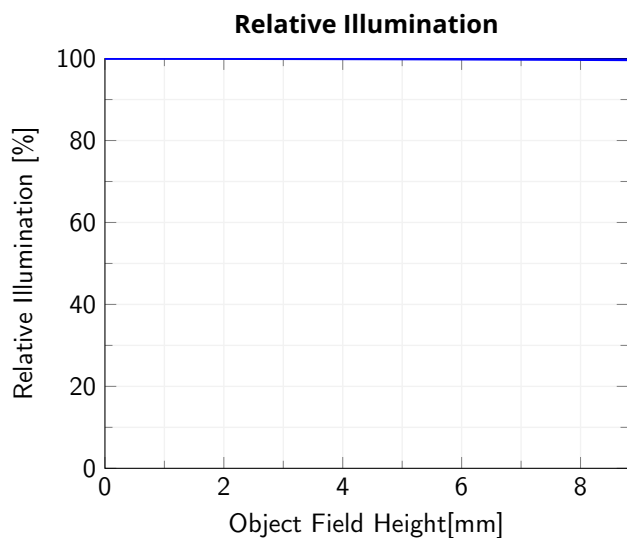
All product specifications and data are subject to change without notice to improve reliability, functionality, design or other. Photos and pictures are for illustration purposes only. Data are reported by design, actual lens performance may vary due to manufacturing tolerances.



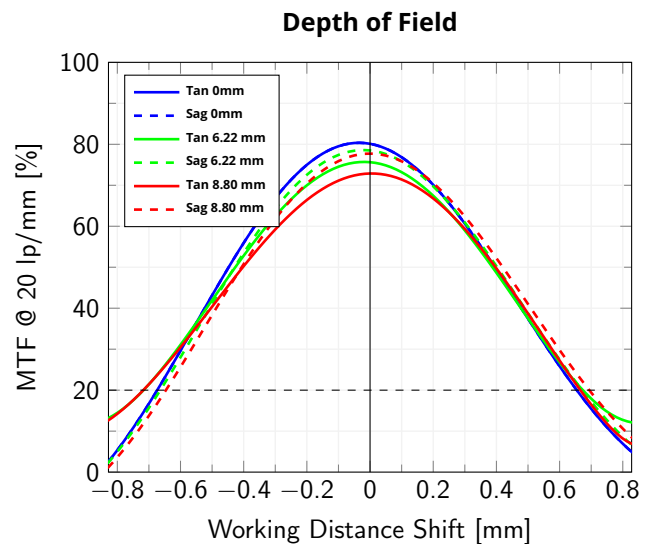
Modulation Transfer Function (MTF) vs. Image Resolution, wavelength range 486 nm - 656 nm



Object Field Height vs. Distortion, from the optical axis to the corner of the field of view



Relative illumination vs. Object Field Height, from the optical axis to the corner of the field of view



Modulation Transfer Function (MTF) @ 20 lp/mm vs. Working Distance Shift from the best focus Working Distance, wavelength range 486 nm - 656 nm

All product specifications and data are subject to change without notice to improve reliability, functionality, design or other. Photos and pictures are for illustration purposes only. Data are reported by design, actual lens performance may vary due to manufacturing tolerances.