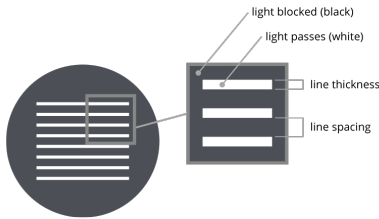


PTST010010P | DATASHEET

Stripes pattern, Photolithography



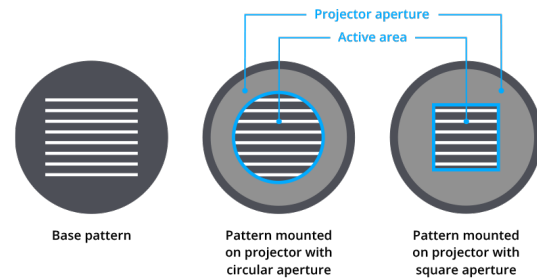
Opto Engineering® supplies a comprehensive range of projection patterns compatible with our LED illuminators. PT projection patterns can be either laser-engraved, with 50 µm geometrical accuracy, or photolithography-engraved for more demanding applications (2 µm accuracy).



SPECIFICATIONS

Type	Stripes	
Process	Photolithography	
Substrate	Soda lime glass	
Coating	Chrome on glass	
Line spacing	(mm)	0.01
Line thickness	(mm)	0.01
Dot size	(mm x mm)	-
Geometrical accuracy	(µm)	2
Edge sharpness	(µm)	1.4

PTPR AND ACTIVE AREA

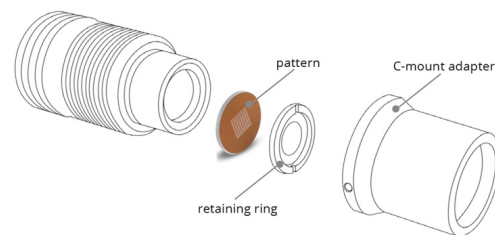


Circular aperture (LTPR)

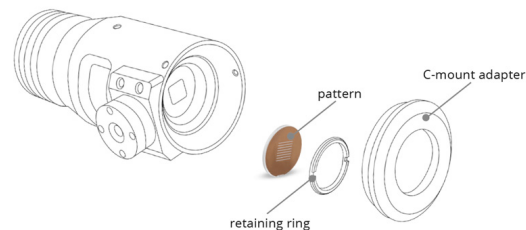
Active Area	(mm)	11
Number of lines		550
Max line length	(mm)	11

Square aperture (LTPRSM)

Active Area	(mm)	8 x 8
Number of lines		400
Max line length	(mm)	8



Pattern projector with circular aperture disassembled.



Pattern projector with square aperture disassembled.

COMPATIBLE PRODUCTS

Full list of compatible products available [here](#).



A wide selection of innovative machine vision components.

All product specifications and data are subject to change without notice to improve reliability, functionality, design or other. Photos and pictures are for illustration purposes only. Data are reported by design, actual lens performance may vary due to manufacturing tolerances.