



LTPRXP-W | DATASHEET

10W Continuous LED pattern projector, white, 4000 K



KEY ADVANTAGES

LED technology for perfectly sharp edges

Thinner lines, sharper edges and more even illumination than lasers.

High power

For minimal sensitivity to ambient light.

Wide selection of projection patterns available (custom-made upon request)

Chrome-on-glass patterns with geometrical accuracy down to 2 µm.

LTPRXP series features powerful LED pattern projectors designed for inline or offline applications including quality control, 3D reconstruction, dimensional measurement, planarity control, robot guidance and alignment applications.

SPECIFICATIONS

Lighting specifications

Beam diameter	(mm)	11
Light color, peak wavelength		white, 4000 K
Spectral FWHM	(nm)	-
Illuminance ¹	(klux)	85

Electrical specifications

Operating mode		Continuous
Supply voltage ²	(V)	24
Power consumption	(W)	13
Led forward voltage typical (max) ³	(V)	14 (14.6)
Max led forward current ⁴	(mA)	700
Estimated MTBF ⁵	(hours)	> 65000
Connector		M8
Included cable		CB244P1501

Mechanical specifications

Mount		C
Phase adj availability		Yes
Diameter	(mm)	105.0
Length	(mm)	116.8
Mass	(g)	411

Environment

Operating temperature	(°C)	0-40
Storage temperature	(°C)	0-50
Operating relative humidity	(%)	20-85, non condensing
Installation		Indoor use only

Eye safety

Risk group (CEI EN 62471:2010)	Risk group 2
--------------------------------	--------------

¹ With a 35mm lens, $f/1.4$ at 100mm working distance without projection pattern at maximum driving current. Estimated value

² Tolerance $\pm 10\%$

³ At max forward current

⁴ Max continuous LED driving current is supplied through the built.in electronics. No external controller is required

⁵ At 30°C, 700mA

COMPATIBLE PRODUCTS

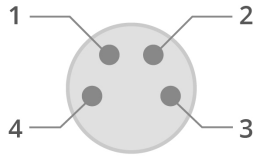
Full list of compatible products available [here](#).



A wide selection of innovative machine vision components.

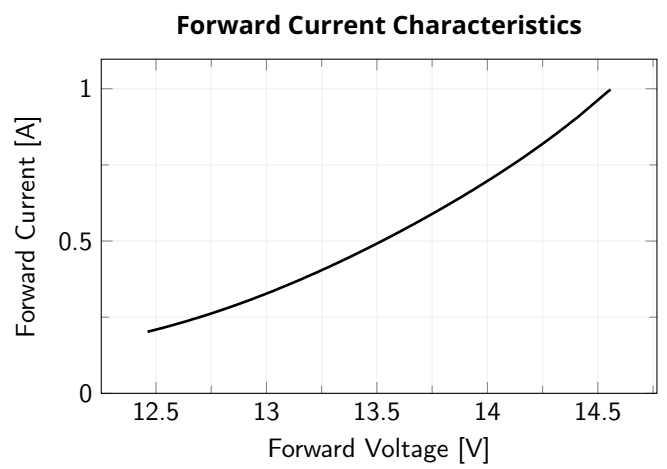
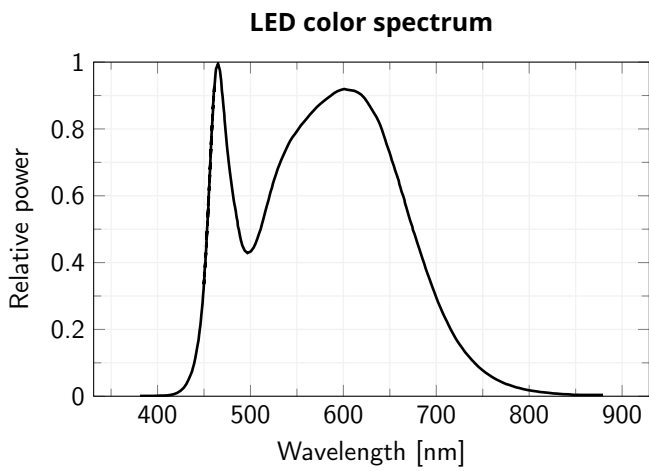
All product specifications and data are subject to change without notice to improve reliability, functionality, design or other. Photos and pictures are for illustration purposes only. Data are reported by design, actual lens performance may vary due to manufacturing tolerances.

CONNECTOR PINOUT



Device side

Pin	Function	Cable color
1	-	Yellow/Green
2	Ground	Black
3	-	Blue
4	Power supply (+24 V)	Brown



All product specifications and data are subject to change without notice to improve reliability, functionality, design or other. Photos and pictures are for illustration purposes only. Data are reported by design, actual lens performance may vary due to manufacturing tolerances.