

Pixelink®

A NANITAR COMPANY









M9

CMOS | SONY IMX255 | GLOBAL SHUTTER

Ideal for use in any laboratory or industrial setting, Pixelink cameras let you capture high-quality images with your existing microscope equipment. We will work with you to choose and integrate the optimal USB 3.0 camera for your microscopy project. Our microscope cameras and associated software are designed to offer consistent, superior quality image acquisition and performance.



KEY FEATURES

9MP CMOS	45 FRAMES Per Sec.	 3.45 m	 16.1mm	 Sensor Size 1"
 12 BIT	 COLOR	 MONO	 USB 3	

TYPICAL APPLICATIONS

- | | |
|-------------------|--------------------------------|
| Live Cell Imaging | Packaging |
| Microbiology | Measurements |
| Cell Analysis | Inspection |
| Vision Correction | Paint Analysis & Dirt Analysis |

TECHNICAL SPECIFICATIONS

SENSOR

Sensor	Sony IMX255
Type	CMOS Global Shutter
Resolution	8.85MP (4096 x 2160)
Pixel Pitch	3.45 μm x 3.45 μm
Active Area	16.1mm diagonal

PERFORMANCE SPECIFICATIONS

FPN	<0.03% of signal
PRNU	<0.4% of signal
Dynamic Range	70 dB
Bit Depth	8 or 12 bit
Color Data Formats	Bayer 8, Bayer 12, Bayer 16 & YUV422
Mono Data Formats	Mono 8, Mono 12 Packed & Mono 16

FRAME RATES

Resolution	Free Running
4096 x 2160	45.2 fps
1280 x 1024	98.4 fps
640 x 480	198.6 fps

Frame rate will vary based on host system and configuration. * Above calculations based of fixed frame rate mode

INTERFACES

Interface Data Rate	USB 3.0 Micro-B 5Gbps
Trigger Mode	Software

MECHANICALS

Dimensions (mm)	80.88 x \varnothing 54.01 (without lens mount)
Weight (g)	218.5 (without optics)
Mounting	C-Mount

ENVIRONMENTAL & REGULATORY

Compliance	FCC, CE & RoHS
Shock & Vibration	300 G & 20 G (10Hz-2KHz)
Operating Temperature	0°C to 50°C
Storage Temperature	-45°C to 85°C

SOFTWARE

Pixelink Capture	Capture, control, measure & operate
Pixelink SDK	Software Development Kit
3rd Party U3V Vision Applications	μ Scope Acquisition, analysis and reporting

COMPUTER & OPERATING SYSTEM

	Windows	Linux x86	Linux ArmV7	Linux ArmV8
Processor	Intel 15 or better	Intel 15 or better	Arm 7 (32 bit)	Arm8 (64 bit)
Memory	4GB recommended	4GB recommended	2G	2Gb
Hard Drive Space	150 MB	150 MB	50 MB	50 MB
Operating System	Windows 7/8/10	Ubuntu 14.04/16.04	Ubuntu 14.04/16.04	Ubuntu 14.04/16.04

POWER REQUIREMENTS

Voltage Required	5V DC (from USB connector)
------------------	----------------------------

AVAILABLE CONFIGURATIONS

M9C-CYL	M9M-CYL
M9C-KIT-CYL	M9M-KIT-CYL
M9C-SE-CYL	M9M-SE-CYL
M9C-PRO-CYL	M9M-PRO-CYL

HOUSING

CYL= Cylindrical Case

SOFTWARE INCLUDED

KIT= μ Scope Essentials
SE= μ Scope Standard
PRO= μ Scope Professional

PIXELINK'S INDUSTRY LEADING SOFTWARE

PIXELINK μ SCOPE

Pixelink μ Scope is a software tool developed for the Microscopy marketplace. It gives users the ability to quickly and easily capture, measure and enhance images. In addition to this it can also correlate image data effectively and output data in a format that can be further analysed by other software packages.

Pixelink μ Scope Essentials (ES) software is an easy-to-use robust image capture tool optimized for productivity. Pixelink μ Scope Standard (SE) Software has added features, making it a highly productive image capture tool for microscope. Pixelink μ Scope Pro (PRO) Software is for users needing more advanced tools for their microscopy requirements. This feature-rich applications includes tools such as z-axis, extended focus imaging, shading correction, and reflected light subtraction.

PIXELINK SDK

Providing full control of all camera functions, the Pixelink Software Developers Kit (SDK) is the software package of choice for developers and system integrators who are integrating Pixelink cameras into their applications. The Pixelink SDK provides access to the full Pixelink Application Programming Interface (API) and provides sample applications, wrappers for many 3rd party controls, such as LabVIEW, along with full documentation.

The Pixelink SDK is compatible with Microsoft Windows and popular Linux platforms. When using the Pixelink SDK, developers can integrate Pixelink cameras into their applications with ease.

PIXELINK SDK

Pixelink Capture is powerful multi-camera software application designed to configure "n" numbers of cameras and stream "n" number of cameras simultaneously in real-time high-quality video viewed in a multi-window environment. Pixelink Capture offers options for complex image enhancements such as; exposure control, filtering, frame-by-frame property changes in addition to multi-camera application testing and configurations.

Pixelink Capture also provides features to measure supporting; point, line, circle, rectangle, polyline and polygon measurements while determining pixel location. After creating spatial calibration, the user can then review and adjust before exporting the finding to an Excel spreadsheet for further analysis. Pixelink Capture also has integrated lens control (zoom & focus) for Navitar motorized lenses and accurate autofocus options for Navitar motorized fine focus mechanisms.

For more information on Pixelink μ Scope, Pixelink SDK and/or Pixelink Capture visit www.pixelink.com