



GIG VISION **GEN<i>i>CAM**



sensor information

sensor	Sony IMX273
resolution	1440 × 1080 px
exposure time	0,001 ... 60000 ms
pixel size	3.45 × 3.45 µm
shutter type	Global shutter
sensor type	1/2.9" CMOS

acquisition formats

image formats, interface	Full Frame, 1440 × 1080 px, max. 79 fps
frame rate max.	Binning 2×2, 720 × 540 px, max. 120 fps Binning 2×1, 720 × 1080 px, max. 120 fps Binning 1×2, 720 × 540 px, max. 120 fps
image formats, acquisition	Full Frame, 1440 × 1080 px, max. 121 fps
frame rate max. (Burst Mode)	
pixel formats	Mono8 Mono10 Mono12 Mono12 Packed

image preprocessing

analog controls	Gain (0 ... 18 dB) Offset (0 ... 63 LSB 10 Bit)
color models	Mono

interfaces and connectors

data interface	Gigabit Ethernet, Transfer rate 1000 Mbts/sec, Fast Ethernet, Transfer rate 100 Mbts/sec, Connector: M12 / 8 pol x-coded, screwable type
process interface	M12 / 12 pins a-coded (SACC-CI-M12MS-12CON-L180)
power supply	M12 /12 pins oder PoE

mechanical data

lens mount	C-mount
width	40 mm
height	40 mm

mechanical data

depth	50,8 mm
weight	≤ 137 g
material	aluminum, hard-anodized

electrical data

voltage supply	12 ... 24 V DC (external power supply)
range +Vs	36 ... 57 V DC (Power over Ethernet)
power consumption	approx. 2,4 W @ 12 VDC and 79 fps approx. 3,0 W @ 48 VDC (PoE) and 79 fps

non-volatile memory

flash memory size	128 kB
-------------------	--------

environmental conditions

operating temperature	-40 ... +70 °C @ T = measurement point
humidity	10 ... 90 % (non-condensing)
protection class	IP 40 IP 54 (with mounted tube and cable) IP 65 (with mounted tube and cable) IP 67 (with mounted tube and cable) IP 69K (with stainless steel housing accessory)

digital I/Os

lines	4 input lines 4 output lines with pulse width modulation (PWM) (max. 48 V / max. 2,5 A)
-------	--

conformity

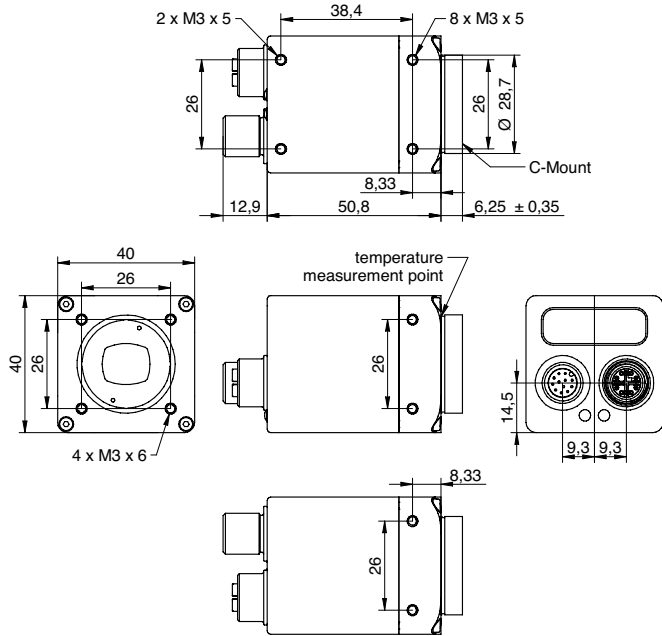
conformity	CE RoHS EAC
------------	-------------------

VCXG-15M.I.XT

Gigabit Ethernet, 1,5 Megapixel, Monochrome

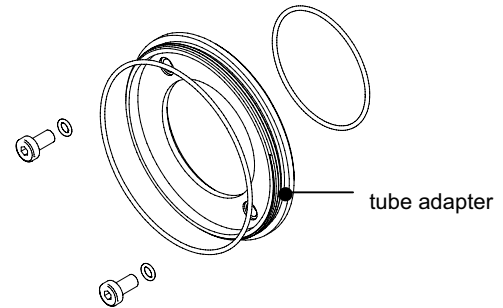
Article number: 11194678

dimension drawing



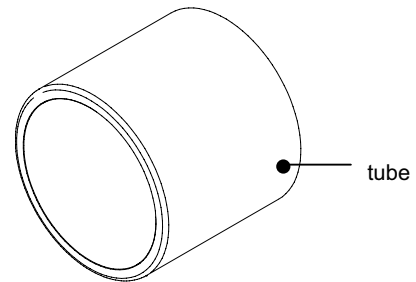
schematic diagram

Optional accessories for protection class IP65/67:



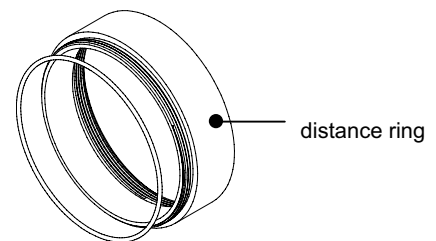
tube adapter

- Ø 49,5 mm, hard-anodized, incl. sealing and screws (VCXG.I 11185373)
- Ø 65 mm, hard-anodized, incl. sealing and screws (VCXG.I 11185377; VLXT 11193125)



tube

- Ø 49,5 mm, length 44 mm, hard-anodized, cover glass PMMA (11185370)
- Ø 65 mm, length 58 mm, hard-anodized, cover glass PMMA (11185374)
- Ø 49,5 mm, length 44 mm, hard-anodized, tempered laminated safety glass (11195425)
- Ø 65 mm, length 58 mm, hard-anodized, tempered laminated safety glass (11195426)



distance ring

- Ø 49,5 mm, length 12 mm, hard-anodized, incl. sealing (11185371)
- Ø 49,5 mm, length 6 mm, hard-anodized, incl. sealing (11185372)
- Ø 65 mm, length 12 mm, hard-anodized, incl. sealing (11185375)
- Ø 65 mm, length 6 mm, hard-anodized, incl. sealing (11185376)
- Ø 65 mm, length 36 mm, hard-anodized, incl. sealing (111988906)